

Addysg



Cefnogi Dysgu
Supporting Learning



Office 365

Accessing Office365

from Home

Accessing your Office365 Account from Home

Open a web browser. In the address field, type the following address: <http://outlook.com/cerenet.org.uk>



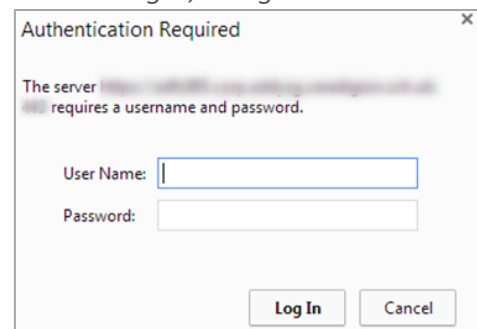
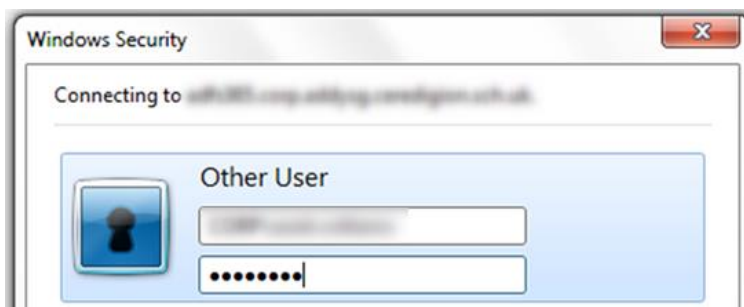
Unless you are logged on to a school computer or laptop, a pop up will appear requesting you to log in.

In the **Username** field, type the username that you use to log in to the school network.

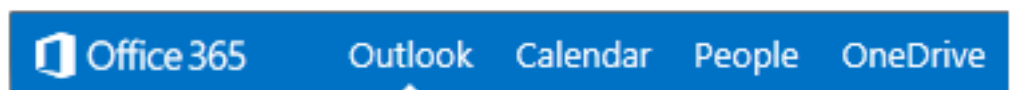
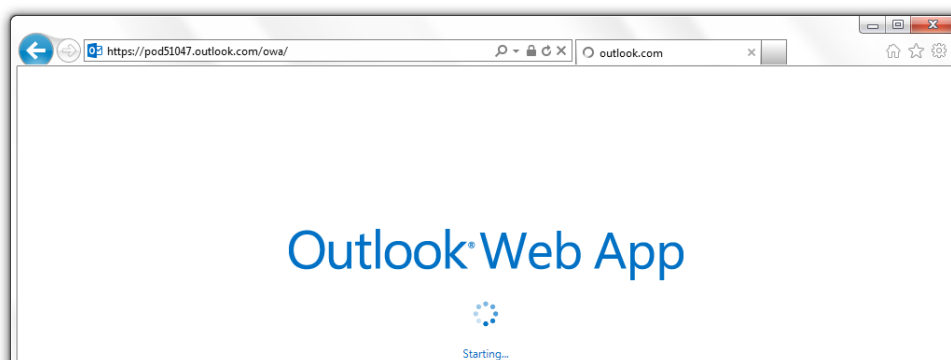
Use the **password** that you use to log in to the school network.

The authentication pop up may look slightly different, depending on the web browser you are using.

In the example on the left, I used Internet Explorer. In the example on the right, Google Chrome was used.



The page will load. You will have access to your email on the Outlook page, along with your calendar, contacts on the People page and your cloud storage with OneDrive.



Gwasanaeth TGCh Ysgolion a'r Gymuned

@ <http://addysg.cerenet.org.uk>
 ☎ 01970 633678
 ✉ servicedesk@cerenet.org.uk
 🐦 Dilynwch ni ar Twitter [@CereICTSupport](https://twitter.com/CereICTSupport)

ICT Service for Schools and the Community

<http://addysg.cerenet.org.uk> @
 01970 633678 ☎
servicedesk@cerenet.org.uk ✉
 Follow us on Twitter [@CereICTSupport](https://twitter.com/CereICTSupport) 🐦